

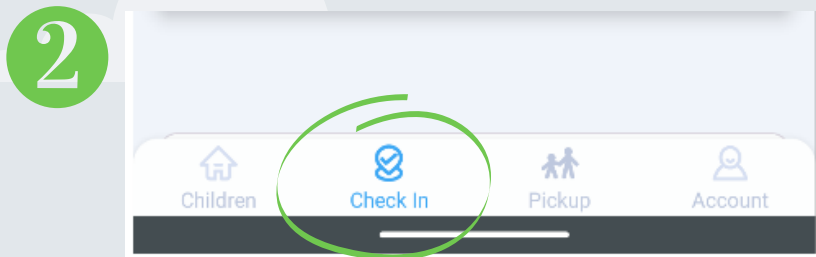
How do I pick up with the Pikmykid app?

1. Open your Pikmykid app, making sure your location settings are turned on, both on your phone and in the app.
2. Put your car tag(s) on your driver side visor.
3. When you get to St. Gilbert announce you are here by clicking on the Pickup icon on the bottom of your screen (arrow) and then clicking on the GREEN announce button.

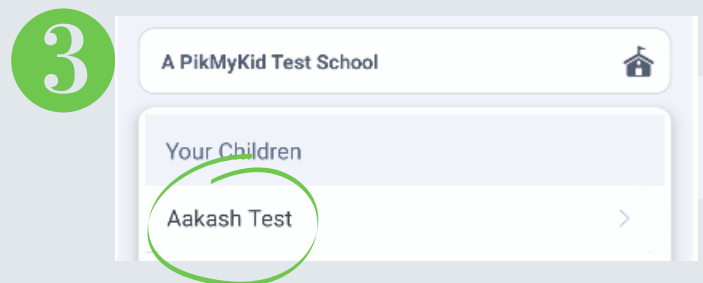


CHECK IN & QUESTIONNAIRE

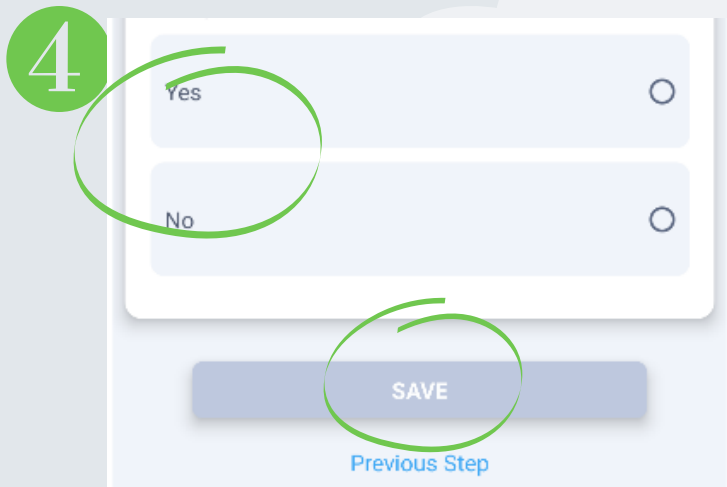
1 Login to the PikMyKid app (email address and password/ Biometrics)



Select the **CHECK IN** tab from the bottom of your screen



Select your child's name to start the Check-in (one child at a time)



Answer each question your school has set up then press **Submit**



Decide based on school provided guidelines if your child is eligible for on-site learning today

For questions about the parent app you can contact **support@pikmykid.com**
For questions about the processes/health guidelines contact **your school**